

# The KK Times

A SARK PROMOTIONS PUBLICATION

BUILD A CASTLE  
*diy craft*

SCIENCE  
OF BUILDING  
STRONG HOME

Smart  
Homes  
-p 10

FACTS  
GAMES  
ARTICLES  
ACTIVITIES

and much more...

HOME  
SWEET  
HOME

Make Mini  
Indoor Garden

Boost GK,  
Vocabulary  
& Creativity

Different Places, Different Houses - Page 3

The Science of Building a Strong Home - Page 4 & 5

DIY Experiment - Page 5

Riddle Ride - Page 6

What Am I? - Page 6

Dot To Dot - Page 6

Trivia Time - Page 6

Question of the Month  
- Page 6

Fun with Facts - Page 7

LOL Jokes - Page 7

Crazy Crafts - Page 7

Home Safety Tips - Page 8

Safety Activity - Page 9

World of Smart Homes  
- Page 10 & 11

Evolution of Houses  
- Page 12 & 13

Mini Indoor Garden -  
Page 14 & 15

Maggie's Forever Home  
- Page 16 & 17

The Vocabulary Building  
- Page 18

A Game of Describe!  
- Page 18

Book Worm - Page 19

The Holi Decor  
(Comic) - Page 19

# The KK Times

March 2025 | Issue 29 | English | Ghaziabad | Monthly | Rs.40

Editor-in-Chief : Miss Kanira Gupta

Managing Editor : Dr Shubhangi Gupta

Associate Editor : Dr Anubhav Gupta

Graphic Designers, Digital Marketing, Product Strategy :  
Sark Promotions

## SUBSCRIPTIONS

Email: [subscription@curiobuddy.com](mailto:subscription@curiobuddy.com)

Online: <https://curiobuddy.com/subscribe>

Call and WhatsApp: +91 9119091954


Also available on MAGZTER app




History &  
Culture



General  
Knowledge



Health &  
Mindfulness



STEM  
Learning

## Content Icon Guide:



Creative  
Expression



Vocabulary  
Skills



Life Skills



Puzzles &  
Games



## Editor's Note Poem

A house, more than walls and beams,  
Is where we build our hopes and dreams.  
It shelters laughter, love, and care,  
A haven found when life feels bare.

Without its warmth, I drift, unmoored,  
Like a traveller whose path's obscured.  
The echo of empty rooms reminds,  
Of roots unplaced and restless minds.

Oh, to find that sacred space,  
Where heart and soul can find their place.  
A house is more than brick and stone,  
It's where we thrive, where we belong.

By Kanira, Editor-in-Chief ❤️

## Different Places, Different HOUSES

People all over the world live in different kinds of houses, shaped by their culture, weather, and way of life. Some live in apartments, while others have bungalows or terrace houses. In Kashmir, many people live in houseboats, floating on beautiful lakes.

In some places, homes are built on stilts to stay safe from floods. These are called stilt houses or Tang-ghar, found in places like Assam and Thailand. In Kerala, people build Nalukettu houses with a big open courtyard in the center to keep the house cool. In Korea, Hanok houses have sloped roofs and wooden floors to stay warm in winter and cool in summer. Central Asian nomads in Kyrgyzstan lived in yurts, which are tents that are movable and made from animal hides.




In snowy regions like Poland, Zakopane houses have steep roofs to prevent heavy snow from piling up. While in icy places like Iceland or Canada, some communities and outdoor enthusiasts live in igloos. To keep the people inside the igloos warm from the severe winds, they are carved out of compressed and insulating snow to form ice houses. To keep the interior warm, the residents must kindle a fire.

In deserts, people build mud-brick houses to stay cool. In Tunisia, Matmata is associated with cave houses. These houses are one-of-a-kind, unlike any other. In order to protect individuals from the blazing North African heat and the severe desert winds, cave shelters are quite helpful.

No matter where you go, houses are built in special ways to suit the place and the people living there!





## THE SCIENCE OF BUILDING A STRONG HOME

Have you ever thought about what makes a house strong and safe? The materials used to build a home play a big part in its strength. Let's explore how homes are built and the different materials that help make them sturdy!

### BUILDING MATERIALS: THE BASICS

#### 1. Wood:

Wood is one of the oldest building materials. It's light, easy to shape, and strong enough to make walls and roofs. Many cabins and traditional homes are made of wood, especially in places with lots of forests.

#### 2. Brick:


Bricks are tiny but mighty! They are made by baking clay until it hardens. Bricks are used to make walls and keep homes cool in summer and warm in winter.

#### 3. Concrete:

Concrete is a mix of sand, cement, and water that hardens over time. It's super strong and is often used to make foundations, the part of the home that keeps it steady on the ground.

#### 4. Eco-Friendly Materials:

Did you know there are materials that are good for the planet? Builders are now using bamboo, recycled steel, and even straw to create homes that are eco-friendly and durable.



## WHY DO WE USE DIFFERENT MATERIALS?

Different places and climates need different materials to build strong homes. For example:

- In hot deserts, people use clay and mud to keep houses cool.
- In cold places, homes are made of materials like wood to keep warmth inside.
- Near oceans, homes are built with strong materials like concrete to stand up to wind and water.

## DIY EXPERIMENT: BUILD YOUR OWN STRONG STRUCTURE

Now that you know about building materials, it's your turn to try! Here's a fun activity:



### WHAT YOU NEED:

- Popsicle sticks or LEGO bricks
- Clay or glue
- A small fan or hair dryer (to test your structure!)

### WHAT TO DO:

1. Use the popsicle sticks or LEGO bricks to build a house or tower.
2. Try different designs—make one tall and thin, and another short and wide.
3. Test your creations by turning on the fan. Which structure stands strong? Which one falls?

Through this experiment, you'll learn about stability and why certain shapes and materials work best for building strong homes.



Wasn't that fun? Now you know the secrets behind building a home that's not only strong but also fits the environment! You're well on your way to becoming a mini architect.

## Riddle Ride



What letter of the alphabet has the most water?

Check the correct answer in next edition.  
Last Edition's Answer - "Cupcake"

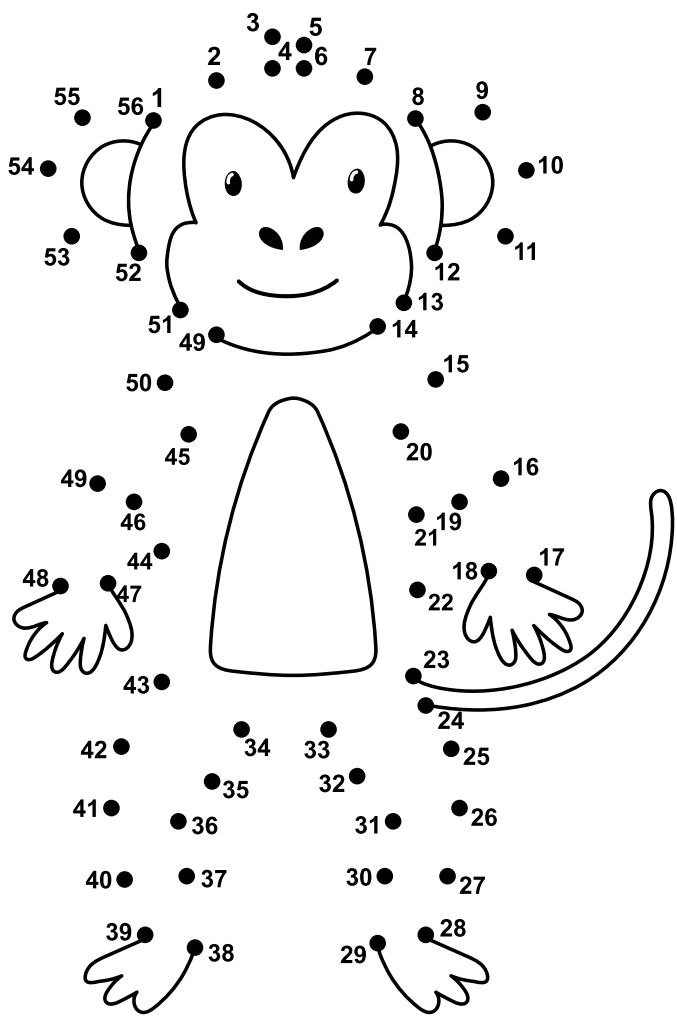


## WHAT AM I?

I have thirteen hearts but no other organs.  
What am I?

## DOT TO DOT

### Save Wildlife!



## Trivia Time

DID YOU KNOW? THE WORLD'S OLDEST KNOWN HOUSE, FOUND IN TERRA AMATA, FRANCE, IS ABOUT 4,00,000 YEARS OLD. BUILT WITH WOODEN POSTS AND ANIMAL HIDES, IT OFFERED EARLY HUMANS SHELTER AND PROTECTION.



## Question of the Month: Why Do Animals Need Forests?

Forests provide animals with healthy food, comfortable living environments, safe space to hibernate and protection from enemies and predators.



## Fun with Facts

### Designer House Sizes

The biggest designer house in the world is Antilia in Mumbai, India, owned by Mukesh Ambani with 27 stories, multiple swimming pools, and 168 parking spaces. Meanwhile, the one SQM House, designed by Berlin-based architect Van Bo Le-Mentzel is the smallest in the world. Made of wood, it has spaces to eat, sleep, sit and work.



Do you want to hear a  
roof joke?

It's on the house



## Crazy Crafts

### CASTLE-CUM-ORGANISER

#### Materials:

2 KITCHEN ROLLS, 3 TOILET PAPER ROLLS, CARDBOARD BOX, GLUE, STICKERS, PAINT, HARD PAPER SHEETS

#### How to Make:

1. PAINT YOUR BOX AND ROLLS IN ANY COLOUR YOU LIKE. DRAW A DOOR ON EACH PIECE.
2. STICK YOUR KITCHEN ROLLS ON BOTH SIDES OF THE BOX TOWARDS THE BACK AND TWO TOILET PAPER ROLLS ON BOTH SIDES TOWARD THE FRONT. MAKE SURE THE TOP OPENING OF THE BOX ACTS AS A DOOR AND IS FACING THE FRONT.
3. PASTE THE THIRD TOILET PAPER ROLL ON THE TOP OF THE BOX.
4. CUT OUT A QUARTER OF A CIRCLE FROM A PIECE OF PAPER AND ROLL IT INTO A CONE. MAKE SURE IT'S BIG ENOUGH TO COVER THE TOP OF A TOILET PAPER ROLL. ONCE THE CONE IS FORMED, SECURE IT ONTO THE TOP OF THE TOILET PAPER ROLL ON THE TOP OF THE BOX.
5. AFTER THE CASTLE HAS DRIED, DECORATE IT WITH STICKERS, GLITTER OR DRAWINGS.
6. NEXT, TAKE A CARDBOARD/HARD PAPER SHEET AND STICK THE CASTLE ON TOP OF IT SO THE BOARD ACTS AS A BASE.
7. YOUR CASTLE IS READY TO STORE YOUR STATIONERY. SHARE YOUR MAGICAL CASTLES WITH US TO BE FEATURED IN FUTURE ISSUES OF THE KK TIMES.





## HOME SAFETY TIPS

### Stay Safe, Stay Happy!

A home is a place where we feel safe, but accidents can sometimes happen if we're not careful. It's important to learn how to keep our home safe and protect ourselves and our loved ones. Here are some simple tips and activities to help kids stay safe at home.



Falls are a leading cause of household injuries, accounting for 44% of accidents in children. UNICEF reports that, globally, over 1,600 children and adolescents below the age of 19-years die every day from preventable injuries.

### Quick and Easy Safety Tips




#### 1. Fire Safety First

- Practice fire drills with your family so everyone knows how to exit the home quickly and safely.
- Never play with matches, candles, or lighters. If you see any of these, call an adult.

#### 2. Sharp Objects Alert

- Knives, scissors, and other sharp tools should always stay out of reach of small children.
- Ask an adult if you need help cutting or opening something.



#### 3. Electricity Safety

- Keep water far away from electrical appliances like hair dryers or toasters.
- Never put fingers or objects into sockets—use safety covers for plugs.


#### 4. Slips and Falls

- Always wipe up spills to avoid slipping.
- Avoid running indoors, especially near furniture or stairs.






Remember, keeping your home safe doesn't have to be boring—it can be fun when everyone works together as a team! By following these tips and creating your own safety checklist, you can make your home a safer and happier place.



## Activity: Create Your Own Safety Checklist

### What You Need:

- Paper or a notebook
- Coloured pencils or markers
- Stickers (optional)

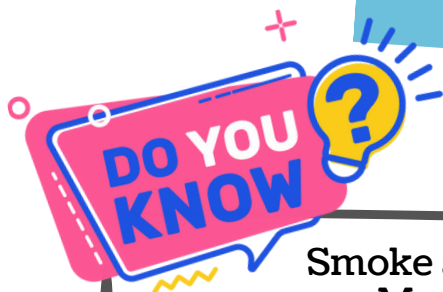


### Steps:

1. **Draw Your Home Layout:** Sketch the important areas of your home (kitchen, living room, bedrooms, etc.).
2. **List Safety Tasks:** Write down key safety checks for each area. For example:
  - Kitchen: "Keep sharp knives in a drawer."
  - Living Room: "Keep toys off the floor to avoid tripping."
  - Bedrooms: "Always check for clear escape routes in case of an emergency."

**Decorate and Use:** Add drawings, stickers, or colours to make the checklist fun. Share it with family members!

- ☐ Keep sharp knives in a drawer.
- ☐ Keep toys off the floor.
- ☐ Keep fire exits free to use and don't block them.

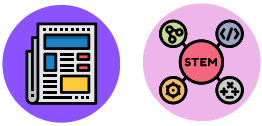


Smoke alarms can save lives—test them once a month!

Most accidents at home happen in the kitchen.

Wearing slippers with grips can prevent slipping on smooth floors.

In 2023, 175,300 preventable injury-related deaths occurred in homes and communities, which is 79% of all such preventable deaths.



## The Home Of The Future

In recent years, the idea of a "smart home" has undergone significant change. With the emergence of the Internet of Things (IoT), smart home automation has evolved. IoT enables users to control household equipment for resource efficiency and engage with their homes from a distance.

## What Are Smart Homes?

A smart home is one that is connected to the internet and enables remote control, monitoring, and management of domestic devices via gadgets like laptops, tablets, and smartphones.



### Fun Facts

- Over 785 million smart homes are expected worldwide by 2028!
- By end of 2025, 77.6% of homes in developed countries will have smart devices.
- Smart thermostats can save up to 10-15% on energy bills.

# Welcome to the World of Smart Homes!

## Cool Smart Home Technologies

These smart homes are equipped with technology to control lighting, security, appliances, and more using smartphones or voice commands. Many of them are meant to fit effortlessly into families' daily routines. Better healthcare systems, lower energy costs, and increased home security and safety are all advantages of smart home automation systems.

**Voice Assistants:** Devices like Alexa and Google Home that respond to your commands.

**Smart Lights:** Change colours or turn off with a tap on your phone.

**Smart Thermostats:** Save energy by adjusting the temperature automatically.

**Robotic Helpers:** Robots that vacuum floors or mow lawns.



**Security Systems:** Cameras, video doorbells, motion sensors and alarms that send alerts to your phone or laptop.

**Smart Kitchen Appliances:** Refrigerators, microwaves, dishwashers, coffee makers and more that integrate with smart home ecosystems for automated tasks and convenience.

**Smart TVs:** Enhance the viewing experience with features like voice control, streaming apps, and smart home integration.

**Smart Household Monitors:** Detect leaks, monitor air quality, or track other environmental condition

**Smart Photo Frames:** devices that go beyond basic image display, allowing remote photo updates and additional features like social media integration, weather updates, and calendar displays.

**Smart Pet Feeders:** Automatically dispense food based on a schedule or pet location.



Caves

Prehistoric Era

Huts and Tents

10,000 BCE - Neolithic Era

Mud-Brick Houses

Ancient Civilisations - 3,000 BCE

Stone Houses

Medieval Era - 500 CE to 1500 CE

Caves

EVOLU  
OF HO

Cas



## Apartment Buildings

Early 20th Century - Present

## Townhouses

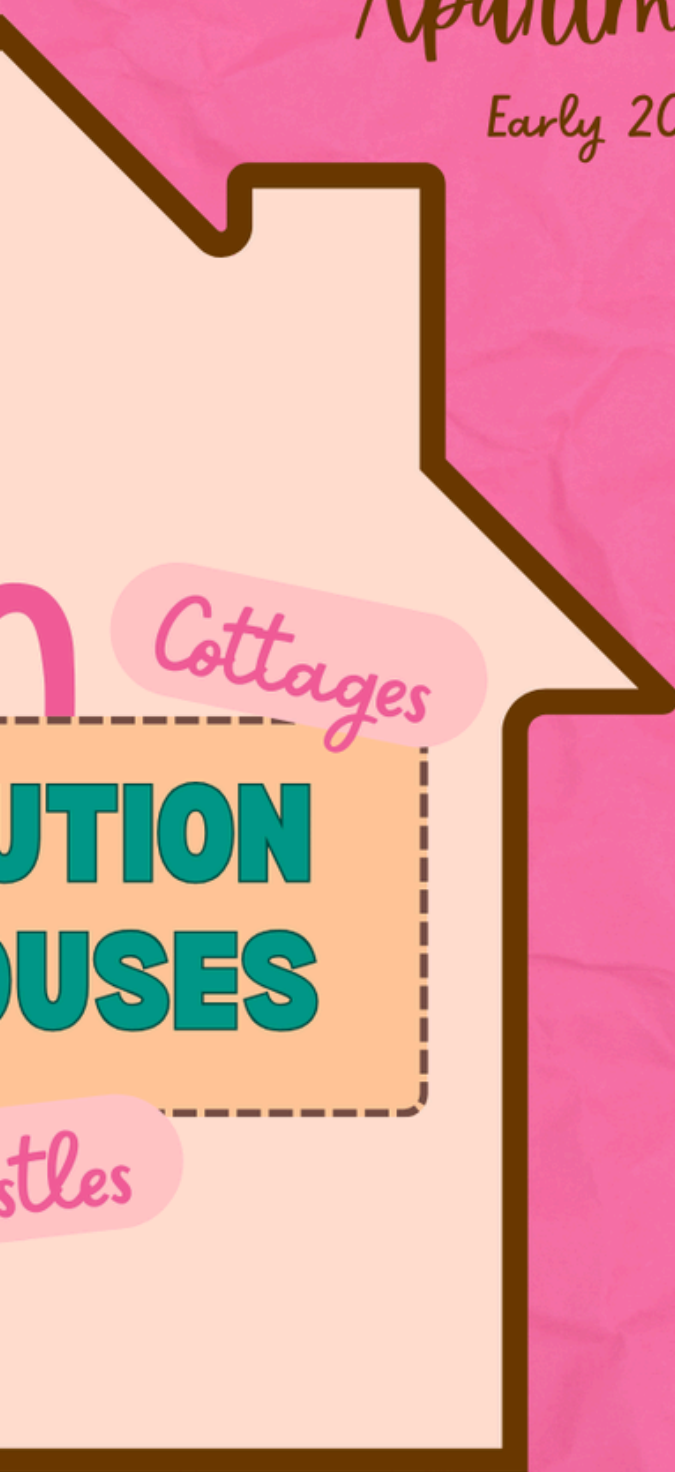
19th - Early 20th Century

## Brick Houses

18th - 19th Century

## Thatched Roof Cottages

16th - 18th Century





**\* Make! \***



## Mini Indoor Garden



Recycled Jars  
or Paper Cups



Stickers



Seeds



Potting Soil or  
Garden Soil



Markers or Paints



Watering Can



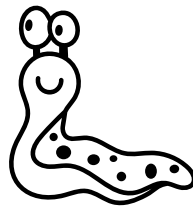
Pebbles



30 Minutes



Pretty Easy



## Steps:

- ① Clean jars or use sturdy paper cups. Decorate them and label with the plant's name, like "Basil."
- ② Place small stones or pebbles at the bottom for proper drainage.
- ③ Add potting soil to the container, leaving a little space at the top.
- ④ Sprinkle seeds on the soil and cover lightly as per the seed packet's instructions.
- ⑤ Lightly moisten the soil with a spray bottle or small watering can. Don't overwater.
- ⑥ Place your mini garden in a sunny spot, like a windowsill. Plants need sunlight to grow.
- ⑦ Water when the soil feels dry. Soon, tiny sprouts will appear.



## MAGGIE'S FOREVER HOME

"Woof!" barked Maggie in joy as Benjamin led her to his home. For the past few years, Maggie had been living at Furry Friends, an animal shelter filled with kind people and other dogs like her. She was cared for, fed, and kept warm, but deep in her heart, she had always dreamed of a forever home.

As Maggie closed her eyes, her heart full and happy, she knew one thing for certain—this was where she belonged.

At the shelter, her days followed a routine. Wake up, wag her tail at the shelter staff, eat breakfast, and wait. She would watch as families walked through the rows of kennels, their voices filled with excitement. Some dogs left with them, tails wagging and eyes bright. Maggie always hoped it would be her turn. The shelter had a yard where she could run for a little while, but soon, it was time to go back inside. The floors were cold, the space small, and at night, the sound of barking and whimpers filled the air. She wasn't alone, but she wasn't home either.



Story



Then one day, Benjamin came. He knelt beside her kennel, his kind eyes meeting hers. When he outstretched his hand, she sniffed it hesitantly before giving it a small lick. Maggie didn't know it yet, but her life was about to change.

Now, as she ran across Benjamin's backyard, her paws sinking into soft grass, she felt free in a way she never had before. The sun was




warm on her fur, and the air smelled of flowers and fresh earth. She chased after a ball Benjamin threw, her tail wagging wildly. There were no cages here, no waiting—just endless space to run and play.

Inside, she discovered even more surprises. A soft, cozy bed just for her, water that never ran out, and delicious meals served in a shiny red bowl. But the best part wasn't the house itself—it was the people in it.




Benjamin played with her every afternoon. His parents scratched behind her ears and called her a "good girl." At night, instead of sleeping alone on a hard floor, she curled up next to Benjamin on the bed, feeling his warm hand on her fur.

She had never known love like this. Love wasn't in a roof or a yard—it was in the laughter, the gentle voices, the touch of a caring hand. As Maggie closed her eyes, her heart full and happy, she knew one thing for certain—this was where she belonged.



## Activity

Some animals lost their way and cannot find their homes. Draw a line from each animal to their home to help them.





## The Vocabulary Building

Compressed - to make something fill less space


Insulating - to protect something with a material that prevents electricity, heat or sound from passing through

Integrate - to join things so they become one

Outstretched - reaching as far as possible

Snatch - to take something with quick rough movement

Stability - the quality of being steady and not changing



## A Game of Describe!



Describe each given term in a few words and draw it as you wish. Hide the word and show the drawing and description to your friends and let them guess the word.

---

---

---

---

---

---

**Horizon**



---

---

---

---

---

---

**Sizzle**



---

---

---

---

---

---

**Anchor**



---

---

---

---

---

---

**Jagged**





## Bookworm



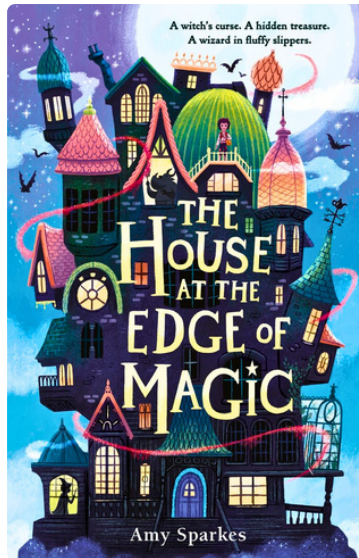
### The House at the Edge of Magic

Author: Amy Sparks

Age Group: 9-12 years

Publisher: Walker Books Ltd.

Genre: Fantasy fiction



Imagine living a life where you have to sneak around and snatch purses to survive. That's the world of Nine, a brave and clever orphan who longs for love and kindness. Stuck in The Nest, Nine follows the orders of the mean and grumpy Pockets, the leader of the thieflings. But Nine's life takes a wild turn when she steals a tiny, house-shaped ornament from a mysterious woman's purse. This story is perfect for kids who love magic, mystery, and

quirky characters. Nine's journey teaches us about bravery, friendship, and the importance of finding a place where we truly belong. Will Nine find the love and care she's been searching for?



NEW YEAR, NEW CURIOSITIES!




SPARK YOUR CHILD'S IMAGINATION WITH

**our magazine's exciting stories and activities!**

curiobuddy.com



Transform Screen Time Into Learning Time



Subscribe Now!

**CORPORATE OFFICE: SARK PROMOTIONS**  
HD 320, We Work, Berger Delhi One, Sec 16B, Noida, U.P., India- 201301.  
Enquiry Telephone: +91 91190 91954  
Email: [contact@curiobuddy.com](mailto:contact@curiobuddy.com)